

Ganesh Hebbar K.
B.Com. A.C.A
Chartered Accountants

Hebbar & Associates
2nd Floor, S.M.S.P. Complex
Udupi – 576101

AUDITOR'S REPORT

We have audited the annexed Balance Sheet of **PLANET MARS FOUNDATION** as at 31st March 2018 and also the Income & Expenditure Account and Receipts & Payments Account for the year ended on that date annexed thereto. These Financial Statements are the responsibility of the management. Our responsibility is to express our opinion on these financial statements based on our audit.


We conducted the audit in accordance with auditing standards generally accepted in India. These standards require that we plan and perform the audit to obtain reasonable assurance about whether the financial statements are free from material misstatements. An audit includes examining on a test basis, evidence supporting the amounts and disclosures in the financial statements. An audit also includes assessing the accounting principles used and significant estimates made by management as well as evaluating the overall financial statement presentation. Subject to notes forming part of financial statements, we believe that our audit provides a reasonable basis of our opinion and report that:

1. We have obtained all the information and explanations, which to the best of our knowledge and belief were necessary for the purpose of our audit.
2. The statement of accounts dealt with by this report is in agreement with the books of accounts.
3. In our report and to the best of our information and according to the explanations given to us, the statements give true and fair view:
 - i) In the case of Balance Sheet, of the state of affairs as on 31st March 2018
 - ii) In the case of Income and Expenditure Account, of the excess of Income over Expenditure for the year ended on that date.

PLACE: UDUPI
DATE: 05/06/2018

FOR HEBBAR AND ASSOCIATES
CHARTERED ACCOUNTANTS


CA GANESH HEBBAR K.
PROPRIETOR



PLANET MARS FOUNDATION
Registration No. S/66/2016-17
RECEIPTS & PAYMENTS ACCOUNT FOR THE YEAR ENDED 31-3-2018

RECEIPTS	Rs	PAYMENTS	Rs
To Opening Balance		By Salaries	475516.00
Cash in Hand 7152.00		" Rent	210000.00
<u>Cash at Bank</u>		" Bank Charges	4015.00
Corporation Bank 112246.00	119398.00	" Rates & Taxes	126.00
		" Utilities	37654.00
" Donation Received	1276850.00	" Stationary	25013.00
" Corpus Fund Received	50000.00	" Grocery & Other Expenses	260277.00
		" Medical Expenses	10327.00
		" Travelling & Conveyance	58989.00
		" Training & Development	2500.00
		" Professional Charges	4500.00
		" Advertisement	24850.00
		" Postage & Courier	130.00
		" Purchase Of Fixed Assets	64186.00
		" Membership & Fees	6960.00
		" <u>Closing Balance</u>	
		Cash in Hand 1572.00	
		<u>Cash at Bank</u>	
		Corporation Bank 61633.00	
		ICICI Bank 198000.00	261205.00
TOTAL	1446248.00	TOTAL	1446248.00

PLACE : UDUPI

DATE :05-06-2018


For Planet Mars Foundation

For PLANET MARS FOUNDATION (R.)

As per our report of even date
For HEBBAR & ASSOCIATES
CHARTERED ACCOUNTANTS

President/Secretary/Treasurer

GANESH HEBBAR K
PROPRIETOR



3


PLANET MARS FOUNDATION
Registration No. S/66/2016-17
INCOME AND EXPENDITURE ACCOUNT FOR THE YEAR ENDED 31-3-2018

EXPENDITURE	Rs	INCOME	Rs
To Salaries 475516.00		By Donation Received 1276850.00	
Add:current year O/S 45000.00			
520516.00			
Less:Last year O/S 34500.00	486016.00		
" Rent 210000.00			
Add:current year O/S 17500.00			
227500.00			
Less:Last year O/S 17500.00	210000.00		
" Bank Charges	4015.00		
" Rates & Taxes	126.00		
" Utilities 37654.00			
Add:current year O/S 3000.00			
40654.00			
Less:Last year O/S 2000.00	38654.00		
" Stationary	25013.00		
" Grocery & Other Expenses	260277.00		
" Medical Expenses	10327.00		
" Professional Charges	4500.00		
" Advertisement	24850.00		
" Membership & Fees	6960.00		
" Travelling & Conveyance	58989.00		
" Training & Development	2500.00		
" Postage & Courier	130.00		
" Depreciation	41221.00		
(As Per Schedule)			
" Excess of Income Over Expenditure	103272.00		
TOTAL	1276850.00	TOTAL	1276850.00

PLACE : UDUPI
DATE :05-06-2018

As per our report of even date
For HEBBAR & ASSOCIATES
CHARTERED ACCOUNTANTS

GANESH HEBBAR K
PROPRIETOR



For Planet Mars Foundation

For PLANET MARS FOUNDATION (R.)

[Signature]
President/Secretary/Treasurer

PLANET MARS FOUNDATION
Registration No. S/66/2016-17

BALANCE SHEET AS ON 31-3-2018

LIABILITIES	AMOUNT	ASSETS	AMOUNT
<u>GENERAL FUND</u>		<u>FIXED ASSETS</u>	215963.00
Opening Balance	8396.00	(As Per Schedule)	
Add : Excess of Income over Expenditure	<u>103272.00</u>	<u>DEPOSITS & ADVANCES</u>	
	111668.00	House Deposits	50000.00
<u>CORPUS FUND</u>	350000.00	<u>CURRENT ASSETS</u>	
<u>CURRENT LIABILITIES</u>		Cash in Hand	1572.00
Outstanding Salaries	45000.00	Cash at Bank	
Outstanding Rent	17500.00	Corporation Bank	61633.00
Other Outstandings	<u>3000.00</u>	ICICI Bank	<u>198000.00</u>
	65500.00		261205.00
TOTAL	527168.00	TOTAL	527168.00

PLACE : UDUPI
DATE :05-06-2018


For Planet Mars Foundation

As per our report of even date
For HEBBAR & ASSOCIATES
CHARTERED ACCOUNTANTS

For PLANET MARS FOUNDATION (R.)

[Signature]
President/Secretary/Treasurer

[Signature]
GANESH HEBBAR K
PROPRIETOR



PLANET MARS FOUNDATION
SCHEDULE OF FIXED ASSETS AND DEPRECIATION

Sl. No.	Assets	W.D.V as on 01.04.2017	Additions		Deletion / Sale	Total	Depreciation		W.D.V as on 31.03.2018
			Upto 2.10.17	After 2.10.17			Rate	Amount	
1	Chairs	8882.00	2530.00	Nil	Nil	11412.00	10%	1141.00	10271.00
2	Almeria	4655.00	6900.00	Nil	Nil	11555.00	10%	1156.00	10399.00
3	Table	3562.00	3450.00	Nil	Nil	7012.00	10%	701.00	6311.00
4	Glass Trophy	4275.00	Nil	Nil	0.00	4275.00	10%	428.00	3847.00
5	Rack	9452.00	6620.00	Nil	Nil	16072.00	10%	1607.00	14465.00
6	Cot	5272.00	Nil	Nil	Nil	5272.00	10%	527.00	4745.00
7	Kitchen Equipments	54150.00	Nil	Nil	Nil	54150.00	10%	5415.00	48735.00
8	Samsung Fridge	22339.00	Nil	Nil	Nil	22339.00	15%	3351.00	18988.00
9	Samsung T V	20997.00	Nil	Nil	Nil	20997.00	15%	3150.00	17847.00
10	Aqua Guard	8047.00	Nil	Nil	Nil	8047.00	15%	1207.00	6840.00
11	Laptop	18067.00	Nil	Nil	Nil	18067.00	60%	10840.00	7227.00
12	Inverter	33300.00	Nil	Nil	Nil	33300.00	15%	4995.00	28305.00
13	CC TV	0.00	44686.00	Nil	Nil	44686.00	15%	6703.00	37983.00
	Total	192998.00	64186.00	0.00	0.00	257184.00	2.05	41221.00	215963.00

PLACE : UDUPI

DATE :01-06-2018

For PLANET MARS FOUNDATION (R.)

President/Secretary/Treasurer

